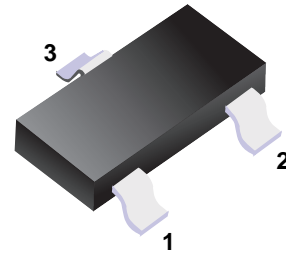


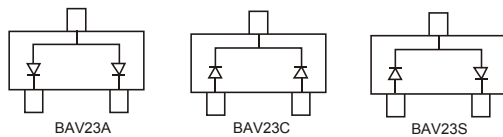
■ Switching Diodes

Features

- Fast Switching Speed
- For General Purpose Switching Applications.
- High Conductance



■ Simplified outline(SOT-23)



■ Absolute Maximum Ratings Ta = 25°C

Parameter	Symbol	Rating	Unit	
Reverse Voltage	VRRM	250	V	
Working Peak Reverse Voltage	VRWM	200		
DC Blocking Voltage	VR	200		
RMS Reverse Voltage	VR(RMS)	141		
Forward Continuous Current	IFM	400	mA	
Non-Repetitive Peak Forward Surge Current	IFSM	t=1us	9	A
		t=100us	3	
		t=10ms	1.7	
Repetitive Peak Forward Surge Current	IFRM	625	mA	
Power Dissipation	Pd	350	mW	
Thermal Resistance Junction to Ambient	RθJA	357	°C/W	
Junction Temperature	TJ	150	°C	
Storage Temperature range	Tstg	-65 to 150		

■ Electrical Characteristics Ta = 25°C

Parameter	Symbol	Test Conditions	Min	Typ	Max	Unit
Reverse breakdown voltage	VR	IR= 100 uA	250			V
Forward voltage	VF	IF= 100 mA			1	
		IF= 200 mA			1.25	
Reverse voltage leakage current	IR	VR= 200 V , TJ = 25°C			100	nA
		VR= 200 V , TJ = 150°C			100	uA
Junction capacitance	Cj	VR= 0 V, f= 1 MHz			5	pF
Reverse recovery time	trr	IF=IR=30mA, Irr=0.1xIR, RL=100Ω			50	ns

■ Marking

NO.	BAV23A	BAV23C	BAV23S
Marking	KT7	KT6	KL31

■ Typical Characteristics

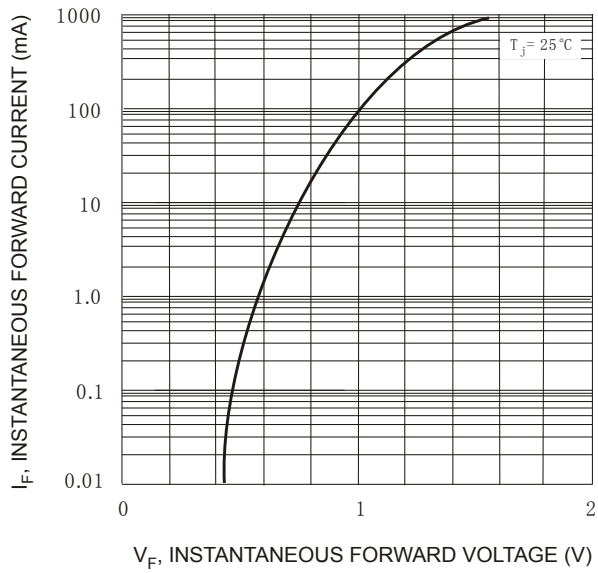


Fig. 1 Forward Characteristics

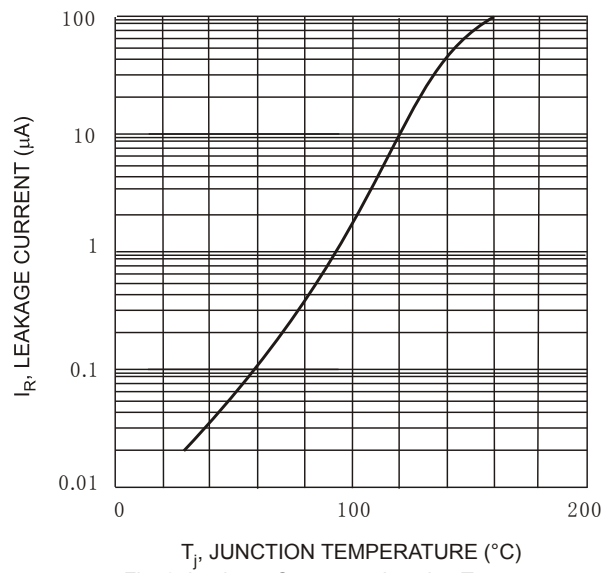
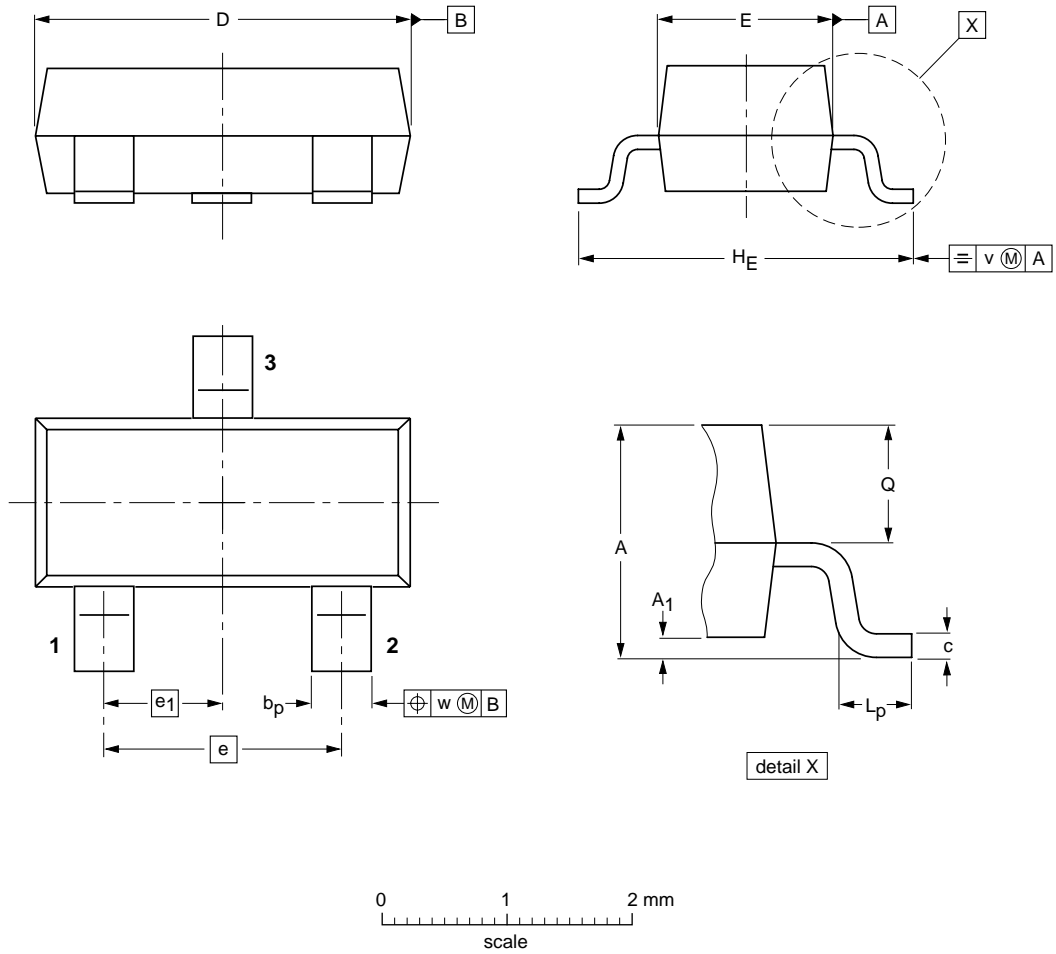


Fig. 2 Leakage Current vs Junction Temperature

■ SOT-23



DIMENSIONS (mm are the original dimensions)

UNIT	A	A ₁ max.	b _p	c	D	E	e	e ₁	H _E	L _p	Q	v	w
mm	1.1 0.9	0.1	0.48 0.38	0.15 0.09	3.0 2.8	1.4 1.2	1.9	0.95	2.5 2.1	0.45 0.15	0.55 0.45	0.2	0.1